

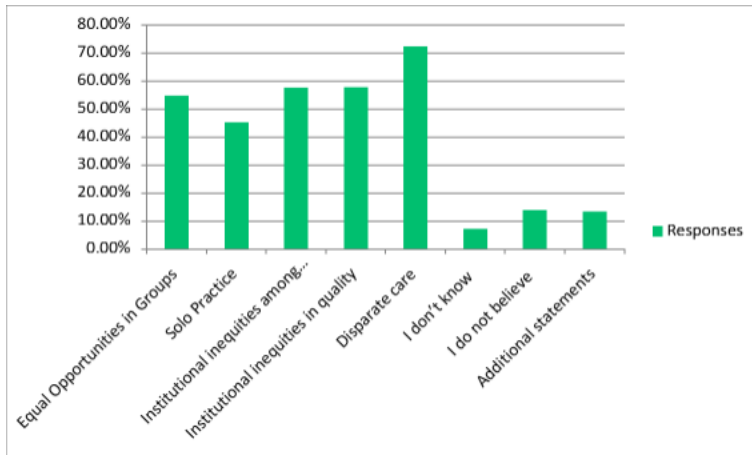
APA Task Force on Addressing Structural Racism Throughout Psychiatry
Summary of Survey #3 Results
Fielded October 5-23, 2020

Survey 3 was focused on racism in psychiatric practice. 566 people responded to the survey altogether, and their answers to eight questions are collated in the following.

Question #1: It has been said that structural racism operates at the macrolevel of societies systems, institutions, ideologies, and processes to reinforce inequities among racial and ethnic groups. Please select statements pertaining to structural racism in everyday psychiatric practice that you believe to be true for providers and for patients.

(Respondents were allowed to click more than one box)

ANSWER CHOICES	RESPONSES
Within team or group settings, equal membership or leadership opportunities among providers is often challenged because of inequities based on a provider's racial or ethnic group.	54.63% 307
There is variation in establishing and maintaining a successful solo practice (e.g., attracting enough patients with the ability to pay) based on a provider's racial or ethnic group. This could be limited to a jurisdiction or geographical area.	45.20% 254
Within institutional settings, there are programs, policies and processes that reinforce inequity (e.g., in salary, position, roles/responsibility, opportunities for advancement, etc.) among providers based on their racial or ethnic group.	57.47% 323
Within institutional settings, there are programs, policies and processes that reinforce inequity in the quality of care (e.g., who gets certain medications or psychotherapy) patients receive based on the patient's racial or ethnic group.	57.65% 324
Providers may unknowingly provide disparate care (e.g., who gets certain medications or psychotherapy) to patients based on the patient's racial or ethnic group.	72.24% 406
I don't know if structural racism impacts everyday psychiatric practice for either providers or patients.	7.12% 40
I do not believe structural racism impacts everyday psychiatric practice for either providers or patients.	14.06% 79
I would like to briefly outline additional statements I believe reflect the existence of structural racism in everyday psychiatric practice for providers and patients across any care setting:	13.35% 75
Total Respondents: 562	

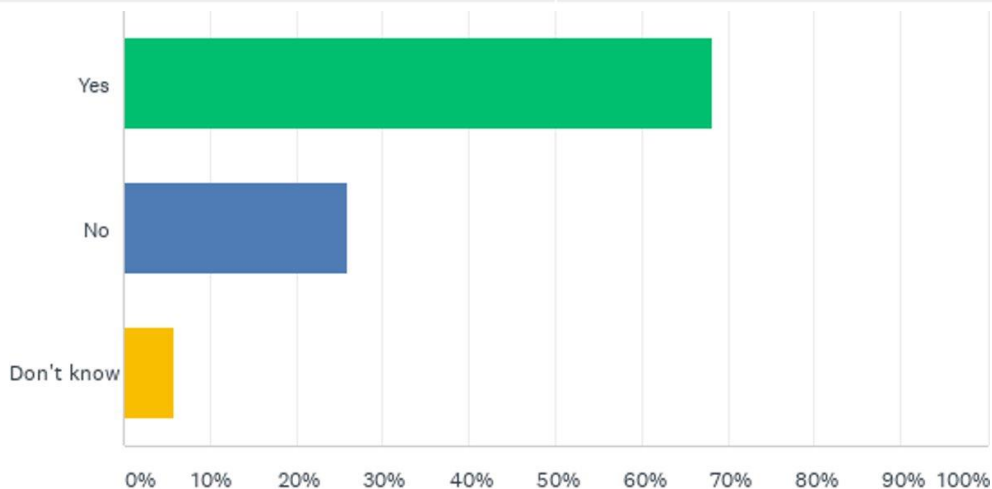


The 75 respondents that chose to enter additional statements wrote about themes that varied greatly, but some emerging themes were socio-economic factors and access to care, mentions of other races and gender, the general acknowledgement that structural racism is a problem, and, conversely those that objected to the concept of structural racism.

QUESTION #2: Have you experienced structural racism in everyday psychiatric practice either personally or observed?

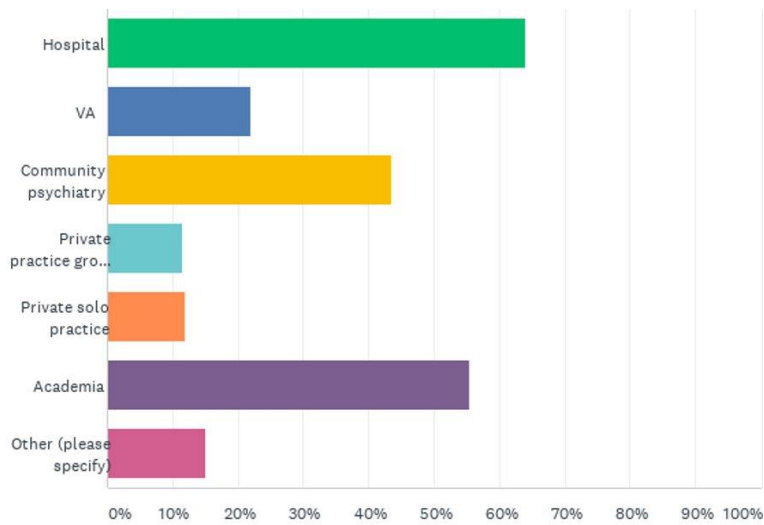
Note: If they said “no,” they were forwarded to the Demographics questions.

ANSWER CHOICES	RESPONSES	
Yes	68.21%	384
No	25.93%	146
Don't know	5.86%	33
TOTAL		563



QUESTION #3: If yes, in what practice setting did you have this experience (mark all that apply)?

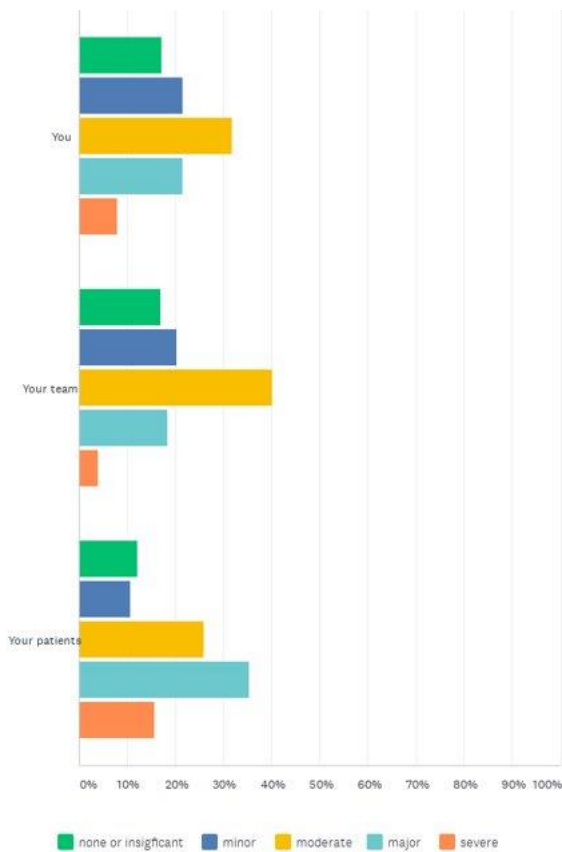
ANSWER CHOICES	RESPONSES	
Hospital	64.06%	278
VA	21.89%	95
Community psychiatry	43.55%	189
Private practice group (more than one psychiatrist)	11.52%	50
Private solo practice	11.98%	52
Academia	55.53%	241
Other (please specify)	14.98%	65
Total Respondents: 434		



Among the 65 respondents that cited another setting, emerging themes included academia and/or training settings, correctional institutions, and membership organizations, including the APA, among others.

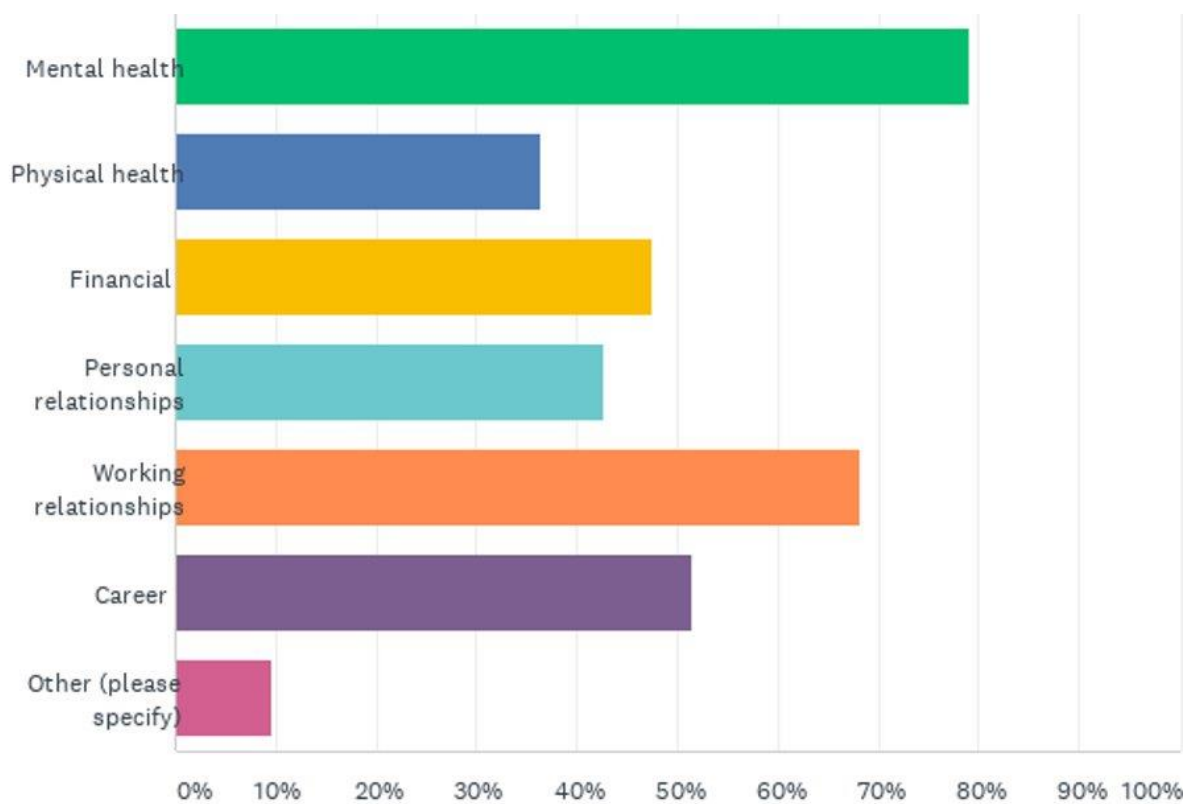
QUESTION #4: If yes, what impact did it have on...

	NONE OR INSIGNIFICANT	MINOR	MODERATE	MAJOR	SEVERE	TOTAL
You	17.20% 70	21.62% 88	31.70% 129	21.62% 88	7.86% 32	407
Your team	16.96% 67	20.25% 80	40.25% 159	18.48% 73	4.05% 16	395
Your patients	12.14% 50	10.68% 44	25.97% 107	35.44% 146	15.78% 65	412



QUESTION #5: In what areas was the impact felt (mark all that apply):

ANSWER CHOICES	RESPONSES	
Mental health	79.17%	342
Physical health	36.34%	157
Financial	47.45%	205
Personal relationships	42.59%	184
Working relationships	68.29%	295
Career	51.39%	222
Other (please specify)	9.72%	42
Total Respondents: 432		



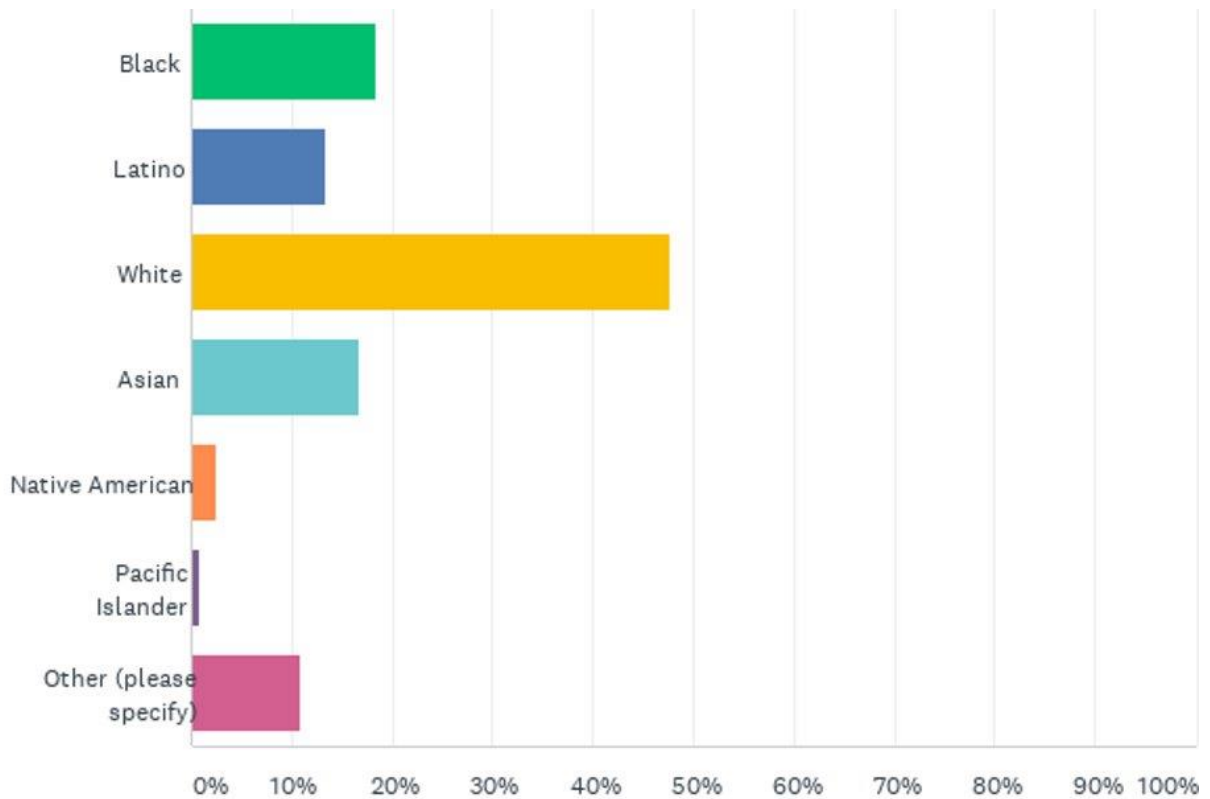
Among the 42 respondents who answered other, some respondents indicated N/A. This may have occurred because those that answered "I don't know" to Question 2 continued through this part of the survey.

QUESTION #6: Is there anything else you would like us to know about your experience with structural racism in your practice?

230 respondents offered answers to this question: 77 said they had nothing further to add. The rest of the answers varied in theme, 126 of the remainders used the space to reacknowledge the problem of structural racism or discuss specific manifestations thereof, while 27 used the space to question the concept of structural racism.

QUESTION #7: Which group(s) do you most identify with?

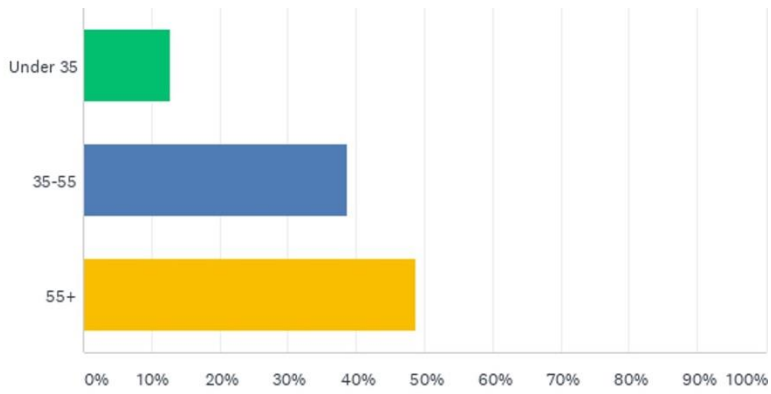
ANSWER CHOICES	RESPONSES	
Black	18.35%	102
Latino	13.31%	74
White	47.66%	265
Asian	16.73%	93
Native American	2.52%	14
Pacific Islander	0.90%	5
Other (please specify)	10.97%	61
Total Respondents: 556		



NOTE: Of the 731 respondents to the Task Force’s Survey #2, 12% were Black, 8.5% Hispanic/Latino, 50% were white, 13% Asian, 1% were Native American, less than 1% were Pacific Islander, 5% were another race, and 10% preferred not to answer.

QUESTION #8: Your Age Category

ANSWER CHOICES	RESPONSES	
Under 35	12.70%	71
35-55	38.64%	216
55+	48.66%	272
TOTAL		559



NOTE: Of the 731 respondents to the Task Force’s Survey #2, 10.5% were between 25-34, 21% were between 35-44, 15% were between 45-54, 21.5% were between 55-64, 26% were 65+ and 6% preferred not to answer.